

ASC005 DC Current Transducer

- Split core CT for easy Installation
- Loop powered, reducing wiring
- 2 year warranty as standard
- CE compliant
- Connect direct to PLC

APPLICATION

- DC current monitoring.
- Current signal conditioning.

TECHNICAL SPECIFICATION

INPUT

Current can be specified in the range of:
0 - $\pm 5A$ bi-directional or 0-5A unidirectional

OUTPUT OPTIONS

I/P = -5A 0A +5A
O/P = 4mA 12mA 20mA

I/P = 0A to +5A
O/P = 4mA to 20mA

Output Load: 50 to 250R ohms

SUPPLY

24Vdc $\pm 5\%$

PERFORMANCE

Linearity: $< \pm 1\%$
Accuracy: $< \pm 1\%$
Consumption: 25mA + I out
Freq. Bandwidth: DC to 10kHz

CONTROLS

1 turn potentiometers for output calibration.

Zero: $\pm 25\%$

Span: $\pm 25\%$

PROTECTION


Isolation 2500V RMS. Input / Output / Case
Input over range up to 300% continuous.
Enclosure: ABS (UL 94V-0) / Encapsulation

ENVIRONMENTAL CONDITION

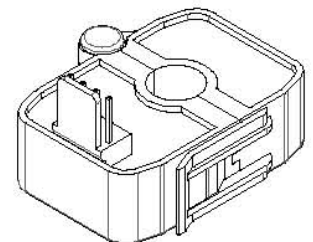
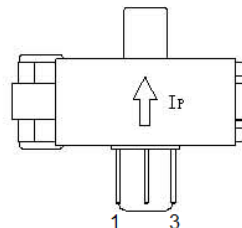
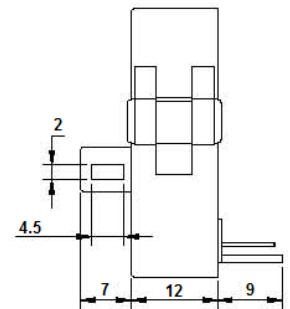
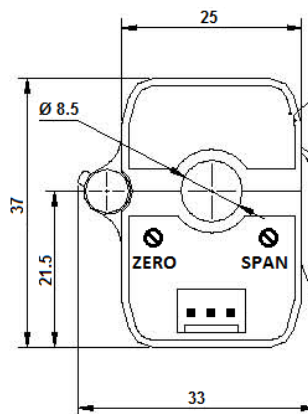
Storage temperature: -40 to +100°C
Operating Ambient: -25 to +55°C
Relative Humidity: 20 to 95% RH
Temp Coefficient: 0.01%/°C

MOUNTING

Mounting: Clip on, with cable tie lug available for security
Weight $< 30g$
Installation: CAT II



Dimensions (mm):



1: +24Vdc

2: 0V (GND)

3: I Out

SAFETY NOTE:

Although the voltage(s) directly connected to this instrument and its internal voltages are low, the cable running through the split core may carry dangerous high voltage. For this reason, this product should be installed by a competent person. If the unit fails to operate correctly then first check if the wiring is correct. Under no circumstance is the unit to be taken apart to gain access to internal circuitry for any reason whilst it has live cable through the split core.