

AHM 731 Process Dual Signal Transmitter

- Suitable for combinations of Process inputs and outputs
- Supply voltage 21 to 30Vdc
- Amelec standard 10 year guarantee
- Suitable for SIL Level 1, 2, & 3 (IEC 61508-2)

TECHNICAL SPECIFICATION

FUNCTION

Process V / I input signal Converter / Splitter

INPUT

DC current / voltage can be specified in the range of:
Current up to 100mA max (Passive)
Voltage 0.4 to 100V max
Typical input: 4 - 20mA (Passive)

OUTPUT

DC current or voltage specified in the range of:
Current up to 100mA max in Sink configuration (externally powered)
Current up to 22mA max Source configuration (Internally powered)
Voltage any from 0.4 to 20V max @ up to 20mA.
Typical output range: 4 - 20mA (Source)

CONTROLS

Zero / Span: 15 turn potentiometers to calibrate Each Output.

INDICATOR

Amber Led: power ON indicator

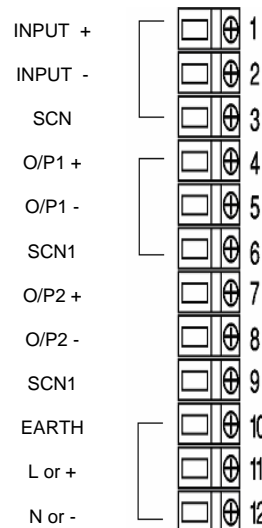
PERFORMANCE

Response time: Typically < 400mS
Linearity : $\pm 0.1\%$

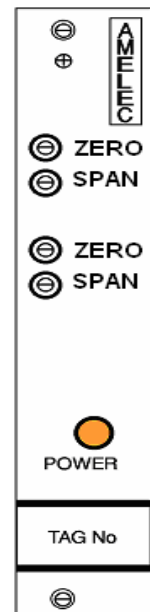
PROTECTION

Isolation 1000V RMS*. Input/Output/Supply
*500VDC if RFI option (K) is specified.
Internal Fuse.
Fail safe on loss of power
Input over range typically at 300%.
Output Saturation 125%

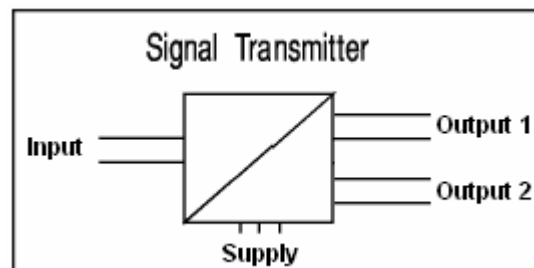
TERMINATION



FRONT VIEW



FUNCTION BLOCK DIAGRAM



ENVIRONMENTAL CONDITION

Storage temperature: - 40 to +70 °C
Operating Ambient: -15 to +55 °C
Relative Humidity: 5 to 95% RH

MOUNTING / DIMENSION

Card 3U high 4E wide
Mounting 19" rack / 84E wide (See rack GA for details)
Card weight < 200g

ADD ON / OPTIONS

DI: Common LCD display for local monitoring
J : Input injection jack socket
P: Test point (Trip set point monitoring)
K: RFI protection to IEC801-3
Non standard Power supply ranges available