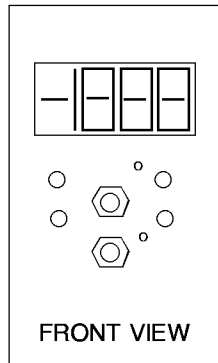
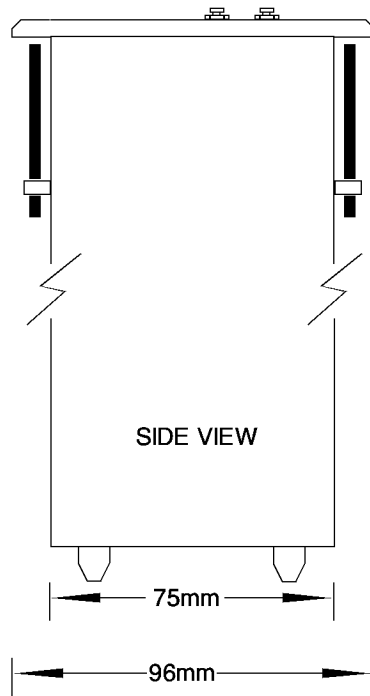
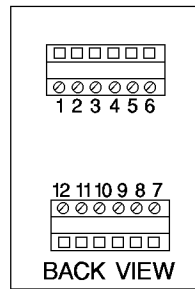


146 (182) mm



50mm



NOTES:

- 1) The main part of the enclosure is a one-piece aluminium extrusion. The end panels are machined from solid plastic.
- 2) The two fixing screws are clipped into slots in the enclosure after it has been fitted in place. They bear on the rear of the panel.
- 3) Panel cut out dimensions 76 X 51mm
- 4) Dimensions in brackets refer to the increase in length for a type 'K' enclosure.

DIMENSIONS in mm TOLERANCES ± Nominal 0.4 mm Decimal 0.15 mm Unless shown otherwise	Drawn: SLK	REVISION Redrawn 7/2000	TITLE: Panel enclosure		<b>AMELEC</b> <b>INSTRUMENTS LTD.</b> Cochran Close, Presley Way Crownhill, Milton Keynes, MK8 0AJ	
	Checked:		Views of enclosure showing major dimensions.			
	Approved:		Used on Assembly	SCALE N.T.S.	DRAWING NO. AD Panel mount enclosure	Sht 1 of 1
	Date: 6/7/00		AD Series product			